

wylerCLINO Frame 60° 160mm

Features

Alignment and measurement of horizontal and vertical machine parts


The wylerCLINO Frame 60° can be used in the way as all the measuring instruments from the BlueSYSTEM product range.

Squareness-measurement

The wylerCLINO Frame 60° offers a solid housing, which improves the stability of vertical measurements.

Comparison of vertical guideways facing opposite to each other

The comparison of a left and a right vertical guideway is possible with the wylerCLINO Frame 60°

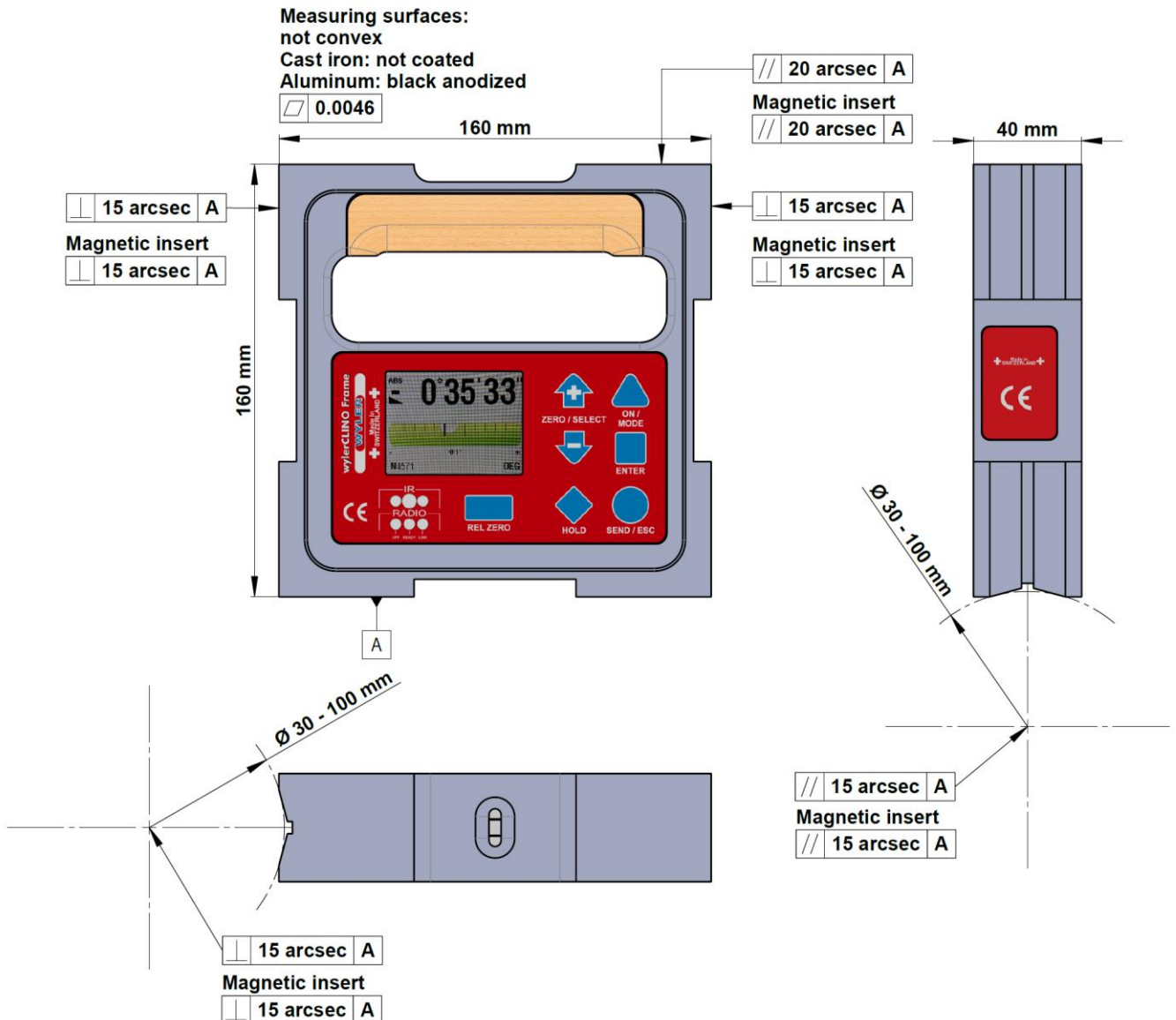


Definition of naming the 4 bases in the further context:

Starting with A at the main reference, the horizontal bottom base.
The other bases are named B, C and D in clockwise direction.

Measuring faces: xF => flat
xP => prismatic
=> e.g. AF => horizontal flat measuring face

Dimensions:



Specifications and applicable standards

Housing	Standard	Option
Material	Cast iron – nickel plated / Aluminum black anodized	
Dimension	160 x 160 x 40 mm	
Base A	Prismatic – grinded	
Base B	Prismatic – grinded	Magnetic inserts
Base C	Flat – grinded	Magnetic inserts
Base D	Flat - grinded	
Operating temperature	0...40°C	
Storage temperature	-30...70°C	
Standards	WYLER specification	
Relative humidity	Max. 80 % RH up to 31 °C, decreasing linearly to 50 % RH at 40 °C	
Protection class	IP 40	
Weight with batteries	3.60 kg (Cast iron) / 1.62 kg (Aluminum)	

WYLER AG, Im Holderli 13 CH-8405 Winterthur	Datasheet wylerCLINO Frame 60° 160mm	[Dokument - Nr.]
		Revision: 1.0
		Seite 3 von 5

Specification	
Range	± 60°
Sensitivity	5 arcsec
Limits of error (WYLER specification)	<12 arcsec + 0.027% M _w
Temperature error / °C (∅ 10 °C) (WYLER specification)	<0.03% M _w
Response time	5 sec

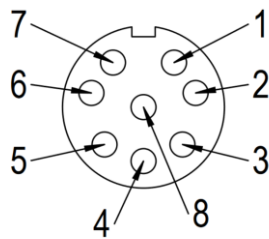
M_w = measured value

Electrical Characteristic	
External power supply	24 V DC / 5 V DC
Current consumption	220 mA @ 5V DC
Batteries	2x 1.5 V batteries, size C 2x 1.2 V rechargeable batteries, size C
Rechargeable batteries charging in device	Not supported

RS485 / RS232	
Value update rate	max. 3 values per second
Temperature reading	not supported
Interfaces	wylerCONNECT, WYLER universal cable
Connectivity	wylerEXPLORER: v2.0.5.0 or higher wylerSPEC: v2.0.5.0 or higher wylerINSERT: v2.0.4.0 or higher wylerDYNAM: v2.0.0.0 or higher wylerCHART: v2.0.0.0 or higher
Digital output	RS232 / RS485, asynchronous, 7 DataBits, 2 StopBits, no parity, 9600 bps

Bluetooth	
Value update rate	max. 3 values per second
Interfaces	wylerCONNECT
Connectivity	wylerEXPLORER: v2.0.5.0 or higher wylerSPEC: v2.0.5.0 or higher wylerINSERT: v2.0.4.0 or higher wylerDYNAM: v2.0.0.0 or higher wylerCHART: v2.0.0.0 or higher APP wylerUNIVERSAL for Android ONLY
Range	~10 meter

Pinout Port



Pin	Name	Description
1	+24 V	+ 24 V DC power
2	GND	Ground
3	+ 5 V	+5 V DC power
4	RTA / TX	WYLER RS485 channel A or RS232 transmit line
5	RTB	WYLER RS485 channel B
6	RX	RS232 receive line
7	RTS	RS232 request to send
8		Not used

WYLER AG, Im Hölderli 13 CH-8405 Winterthur	Datasheet wylerCLINO Frame 60° 160mm	[Dokument - Nr.]
		Revision: 1.0
		Seite 5 von 5

Änderungsindex

Revision	Beschreibung	Name	Datum
0.1	Ersterstellung	Rainer Mathys	04.01.2021
0.2	Anpassungen und Korrekturen	Rainer Mathys	25.01.2021
1.0	Freigabe	Martin Stalder	26.01.2021