

WYLER AG - Inclination Measuring Systems
 Im Hölderli 13, 8405 Winterthur, Switzerland
 +41 52 233 66 66 | wyler@wylerag.com | www.wylerag.com

Outside Switzerland:
 Please contact our representatives, info at
www.wylerag.com/en/contact/representatives

Thank you for choosing WYLER!
 Read this quick reference before start working with the Clinotronic S.
Please follow the safety instructions at all times.

Brand and type		Type		
Brand	Clinotronic S	Modular	Bundle	
		015-SM-XG45	015-S-XG45	without inserts
		015-SM-HG45	015-S-HG45	with 2 magnets each side
		015-SM-PG45	015-S-PG45	with 2 threats M3 each side
		015-SM-UG45	015-S-UG45	with 2 magnets and 2 threats M3 each side


Safety instructions
 The Clinotronic S complies with the applicable directives and standards, see:

- The nameplate on the back of the device
- Declaration of Conformity (DoC) at www.wylerag.com

Intended use

- The Clinotronic S is designed exclusively for measuring inclination angles.
- **Attention: This device was designed solely for this and no other purpose!**

Non-intended use


WARNING

- **Do not use the Clinotronic S near sources of strong electromagnetic energy radiation (e.g. unshielded radio frequency source), as they can interfere with the operation.**
- **Only the original WYLER Li-ion battery may be used.**
- **The battery may only be charged with the included chargers.**
- **The battery may only charged supervised. Do not leave the battery lying around.**
- **The battery must not be charged at temperatures below 0 °C.**
- **The battery must not be discharged at temperatures below -20 °C.**
- **Close the battery cap on the device carefully, but not by force! For the tightness of the closure, an O-ring is mounted.**
- **Observe the current regulations of the airlines regarding the transport of Li-ion batteries in hand luggage and in checked-in baggage!**

Technical data			
Measuring range:	±45°		
Dimensions L x W x H:	100 x 30 x 75 mm	Weight:	400 g
Protection:	IP64	Weight scope of delivery:	850 g
Storage temperature:	-20 ... 60 °C	Operation Temperature:	0 ... 40 °C

Scope of delivery (accessories see www.wylerag.com)	
Modular	Bundle
<ul style="list-style-type: none"> • Clinotronic S incl. Li-ion battery 	<ul style="list-style-type: none"> • Clinotronic S incl. Li-ion battery • USB power adapter (100 V ... 240 V) • USB-C cable 1.4 m • Quick reference • Case for Clinotronic S

Decommissioning, disposal

WARNING



- When decommissioning the Clinotronic S, please follow the local regulations for disposal of electronic waste.
- The batteries must be removed from the device before separately disposed.


Control elements



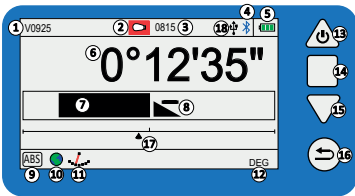
- 1 Screen
- 2-5 Membrane keyboard
- 6 Battery cap
- 7 USB-connection
- 8 wylerTRIGGER

Charging of Clinotronic S



- Connect the Clinotronic S with the power supply using the cable
- Plug the charger into a power outlet (100-240 V~)
- **Important:** Press  to start charging the device. It does not start charging automatically! It is not possible to measure in charging mode!

Overview screen, keyboard



- 1 Clinotronic S serial number
- 2 IR-signal detected
- 3 wylerTRIGGER serial number
- 4 Radio activated
- 5 Charging indicator
- 6 Display of angle (depending on the selected unit)
- 7 Optical display of the angle range $\pm 5^\circ$
- 8 Gradient triangle and plus / minus signs according to inclination
- 9 Type of measurement: ABS = Absolute, REL = Relative
- 10 Local gravity is set and active
- 11 Calibration performed with wylerMASTER
- 12 Unit
- 13 ON/OFF
- 14 Menu
- 15 Arrow downwards
- 16 Cancel
- 17 Optical display of the entire measurement range
- 18 The device is connected via cable

Switching on and off

- Switching on: Press ON/OFF button, the screen will start immediately.
- Switching off: Press ON/OFF button until the message "power off" appears.

For more information, read the operating instructions at www.wylerag.com.

Subject to technical changes